























Level: School of Design Arts and Humanities

Response Rate: 2398/3577 (67.04 %)

1 - Academic Level/Standing: What is your classification at Marymount?					
Response Option	Weight	Frequency	Percent	Percent Responses	Means
Freshman	(1)	562	23.45%		
Sophomore	(2)	573	23.90%		
Junior	(3)	508	21.19%		
Senior	(4)	594	24.78%		
Masters (MA, MBA, MEd., MS, MSN)	(5)	125	5.21%		
Doctoral (DNP, DPT, EdD)	(6)	3	0.13%		
Other	(7)	32	1.34%		
				0 25 50 100	
Response Rate 2397/3577 (67.01%)					

2 - Overall Learning Experience: How would you rate this course as a learning experience?						
Response Option	Weight	Frequency	Percent	Percent Responses	Means	
Very poor	(1)	44	1.86%		4.19	
Poor	(2)	98	4.14%			
Fair	(3)	345	14.57%			
Good	(4)	769	32.47%			
Excellent	(5)	1112	46.96%			
				0 25 50 100	Question	
Response Rate 2368/3577 (66.20%)		Mean 4.19		STD 0.96		Median 4.00

3 - Student Learning and Workload: Please indicate the extent of your agreement with the following statements:						
I was motivated to take responsibility for my own learning in this course.						
Response Option	Weight	Frequency	Percent	Percent Responses	Means	
Strongly disagree	(1)	50	2.10%		4.26	
Disagree	(2)	63	2.64%			
Neutral	(3)	296	12.42%			
Agree	(4)	794	33.31%			
Strongly agree	(5)	1181	49.54%			
				0 25 50 100	Question	
Response Rate 2384/3577 (66.65%)		Mean 4.26		STD 0.92		Median 4.00

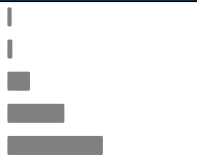
3 - Student Learning and Workload: Please indicate the extent of your agreement with the following statements:						
I was challenged to think deeply about the subject matter.						
Response Option	Weight	Frequency	Percent	Percent Responses	Means	
Strongly disagree	(1)	49	2.06%		4.29	
Disagree	(2)	76	3.20%			
Neutral	(3)	275	11.57%			
Agree	(4)	709	29.84%			
Strongly agree	(5)	1267	53.32%			
				0 25 50 100	Question	
Response Rate 2376/3577 (66.42%)		Mean 4.29		STD 0.94		Median 5.00

Level: School of Design Arts and Humanities

Response Rate: 2398/3577 (67.04 %)

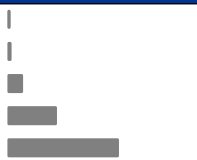
3 - Student Learning and Workload: Please indicate the extent of your agreement with the following statements:

I was encouraged to ask my own questions and seek answers.

Response Option	Weight	Frequency	Percent	Percent Responses	Means	
Strongly disagree	(1)	54	2.29%		4.27	
Disagree	(2)	63	2.67%			
Neutral	(3)	289	12.24%			
Agree	(4)	731	30.95%			
Strongly agree	(5)	1225	51.86%			
Response Rate				Mean	STD	Median
2362/3577 (66.03%)				4.27	0.94	5.00

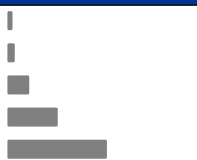
4 - Instructor Responsiveness and Method: Please indicate the extent of your agreement with the following statements regarding Instructor(s) -

The instructor was responsive when students had questions or needed assistance.

Response Option	Weight	Frequency	Percent	Percent Responses	Means	
Strongly disagree	(1)	41	1.71%		4.42	
Disagree	(2)	54	2.25%			
Neutral	(3)	204	8.51%			
Agree	(4)	645	26.92%			
Strongly agree	(5)	1452	60.60%			
Response Rate				Mean	STD	Median
2382/3577 (66.59%)				4.42	0.87	5.00


4 - Instructor Responsiveness and Method: Please indicate the extent of your agreement with the following statements regarding Instructor(s) -

The instructor explained course content in a way I could understand.

Response Option	Weight	Frequency	Percent	Percent Responses	Means	
Strongly disagree	(1)	66	2.76%		4.26	
Disagree	(2)	95	3.98%			
Neutral	(3)	283	11.85%			
Agree	(4)	653	27.35%			
Strongly agree	(5)	1291	54.06%			
Response Rate				Mean	STD	Median
2374/3577 (66.37%)				4.26	1.00	5.00

4 - Instructor Responsiveness and Method: Please indicate the extent of your agreement with the following statements regarding Instructor(s) -

The instructor used teaching methods that helped me learn.

Response Option	Weight	Frequency	Percent	Percent Responses	Means	
Strongly disagree	(1)	83	3.49%		4.16	
Disagree	(2)	132	5.55%			
Neutral	(3)	328	13.78%			
Agree	(4)	619	26.01%			
Strongly agree	(5)	1218	51.18%			
Response Rate				Mean	STD	Median
2366/3577 (66.14%)				4.16	1.08	5.00

Level: School of Design Arts and Humanities

Response Rate: 2398/3577 (67.04 %)

5 - Student Engagement: During class, how often did you engage in learning activities such as: For in-person courses: case studies, discussion groups, projects, problem solving, group work, etc.? For online courses: discussion boards, wikis, chat, blogs, projects, group work, etc.?

Response Option	Weight	Frequency	Percent	Percent Responses	Means	
Never	(1)	88	3.72%		3.96	
Almost never	(2)	132	5.57%			
Sometimes	(3)	504	21.28%			
Fairly often	(4)	704	29.73%			
Very often	(5)	940	39.70%			
Response Rate				Mean	STD	Median
2368/3577 (66.20%)				3.96	1.08	4.00

6 - Grading and Feedback: Please indicate your level of agreement with the following statements about your instructor, Instructor(s). -

I received useful feedback from the instructor.

Response Option	Weight	Frequency	Percent	Percent Responses	Means	
Strongly disagree	(1)	60	2.51%		4.23	
Disagree	(2)	78	3.26%			
Neutral	(3)	313	13.09%			
Agree	(4)	731	30.57%			
Strongly agree	(5)	1209	50.56%			
Response Rate				Mean	STD	Median
2377/3577 (66.45%)				4.23	0.97	5.00

6 - Grading and Feedback: Please indicate your level of agreement with the following statements about your instructor, Instructor(s). -

I received grades and feedback on assignments/tests in a timely manner (as communicated by the instructor).

Response Option	Weight	Frequency	Percent	Percent Responses	Means	
Strongly disagree	(1)	64	2.69%		4.22	
Disagree	(2)	98	4.12%			
Neutral	(3)	288	12.10%			
Agree	(4)	738	31.01%			
Strongly agree	(5)	1192	50.08%			
Response Rate				Mean	STD	Median
2366/3577 (66.14%)				4.22	0.99	5.00

7 - Grading Policies: Please indicate your level of agreement with the following statements:

The grading policies in this course were clear.

Response Option	Weight	Frequency	Percent	Percent Responses	Means	
Strongly disagree	(1)	58	2.44%		4.28	
Disagree	(2)	73	3.07%			
Neutral	(3)	265	11.14%			
Agree	(4)	733	30.81%			
Strongly agree	(5)	1250	52.54%			
Response Rate				Mean	STD	Median
2379/3577 (66.51%)				4.28	0.95	5.00

Level: School of Design Arts and Humanities

Response Rate: 2398/3577 (67.04 %)

7 - Grading Policies: Please indicate your level of agreement with the following statements:

The grading policies in this course were consistently following.

Response Option	Weight	Frequency	Percent	Percent Responses	Means	
Strongly disagree	(1)	55	2.33%		4.30	
Disagree	(2)	57	2.42%			
Neutral	(3)	255	10.82%			
Agree	(4)	742	31.48%			
Strongly agree	(5)	1248	52.95%			
Response Rate				Mean	STD	Median
2357/3577 (65.89%)				4.30	0.92	5.00