

Level: Malek School of Health Professions

Response Rate: 2067/2438 (84.78 %)

1 - Academic Level/Standing: What is your classification at Marymount?					
Response Option	Weight	Frequency	Percent	Percent Responses	Means
Freshman	(1)	49	2.44%		
Sophomore	(2)	73	3.63%		
Junior	(3)	401	19.95%	█	
Senior	(4)	552	27.46%	█	
Masters (MA, MBA, MEd., MS, MSN)	(5)	130	6.47%	█	
Doctoral (DNP, DPT, EdD)	(6)	411	20.45%	█	
Other	(7)	394	19.60%	█	
				0 25 50 100	
Response Rate					
2010/2438 (82.44%)					

2 - Overall Learning Experience: How would you rate this course as a learning experience?						
Response Option	Weight	Frequency	Percent	Percent Responses	Means	
Very poor	(1)	38	1.88%			
Poor	(2)	82	4.05%			
Fair	(3)	229	11.31%	█		
Good	(4)	748	36.94%	█		
Excellent	(5)	928	45.83%	█		
				0 25 50 100	Question	
Response Rate		Mean		STD		Median
2025/2438 (83.06%)		4.21		0.93		4.00

3 - Student Learning and Workload: Please indicate the extent of your agreement with the following statements:						
I was motivated to take responsibility for my own learning in this course.						
Response Option	Weight	Frequency	Percent	Percent Responses	Means	
Strongly disagree	(1)	18	0.89%			
Disagree	(2)	44	2.17%			
Neutral	(3)	159	7.85%	█		
Agree	(4)	747	36.89%	█		
Strongly agree	(5)	1057	52.20%	█		
				0 25 50 100	Question	
Response Rate		Mean		STD		Median
2025/2438 (83.06%)		4.37		0.79		5.00

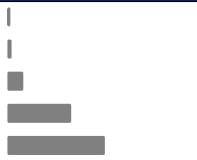
3 - Student Learning and Workload: Please indicate the extent of your agreement with the following statements:						
I was challenged to think deeply about the subject matter.						
Response Option	Weight	Frequency	Percent	Percent Responses	Means	
Strongly disagree	(1)	32	1.58%			
Disagree	(2)	72	3.56%			
Neutral	(3)	196	9.70%	█		
Agree	(4)	682	33.75%	█		
Strongly agree	(5)	1039	51.41%	█		
				0 25 50 100	Question	
Response Rate		Mean		STD		Median
2021/2438 (82.90%)		4.30		0.90		5.00

Level: Malek School of Health Professions

Response Rate: 2067/2438 (84.78 %)

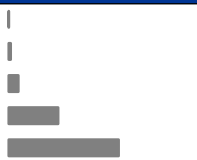
**3 - Student Learning and Workload: Please indicate the extent of your agreement with the following statements:**

I was encouraged to ask my own questions and seek answers.

Response Option	Weight	Frequency	Percent	Percent Responses	Means	
Strongly disagree	(1)	31	1.55%		4.35	
Disagree	(2)	45	2.24%			
Neutral	(3)	173	8.62%			
Agree	(4)	695	34.65%			
Strongly agree	(5)	1062	52.94%			
Response Rate				Mean	STD	Median
2006/2438 (82.28%)				4.35	0.85	5.00

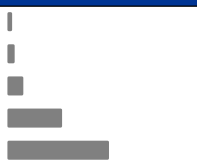
**4 - Instructor Responsiveness and Method: Please indicate the extent of your agreement with the following statements regarding Instructor(s).**

The instructor was responsive when students had questions or needed assistance.

Response Option	Weight	Frequency	Percent	Percent Responses	Means	
Strongly disagree	(1)	30	1.46%		4.45	
Disagree	(2)	51	2.49%			
Neutral	(3)	136	6.64%			
Agree	(4)	579	28.27%			
Strongly agree	(5)	1252	61.13%			
Response Rate				Mean	STD	Median
2023/2438 (82.98%)				4.45	0.84	5.00

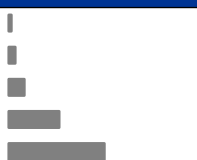
**4 - Instructor Responsiveness and Method: Please indicate the extent of your agreement with the following statements regarding Instructor(s).**

The instructor explained course content in a way I could understand.

Response Option	Weight	Frequency	Percent	Percent Responses	Means	
Strongly disagree	(1)	52	2.55%		4.31	
Disagree	(2)	80	3.93%			
Neutral	(3)	176	8.64%			
Agree	(4)	605	29.70%			
Strongly agree	(5)	1124	55.18%			
Response Rate				Mean	STD	Median
2012/2438 (82.53%)				4.31	0.96	5.00

**4 - Instructor Responsiveness and Method: Please indicate the extent of your agreement with the following statements regarding Instructor(s).**

The instructor used teaching methods that helped me learn.

Response Option	Weight	Frequency	Percent	Percent Responses	Means	
Strongly disagree	(1)	58	2.86%		4.25	
Disagree	(2)	101	4.98%			
Neutral	(3)	201	9.91%			
Agree	(4)	585	28.85%			
Strongly agree	(5)	1083	53.40%			
Response Rate				Mean	STD	Median
2003/2438 (82.16%)				4.25	1.01	5.00

Level: Malek School of Health Professions

Response Rate: 2067/2438 (84.78 %)

**5 - Student Engagement: During class, how often did you engage in learning activities such as: For in-person courses: case studies, discussion groups, projects, problem solving, group work, etc.? For online courses: discussion boards, wikis, chat, blogs, projects, group work, etc.?**

Response Option	Weight	Frequency	Percent	Percent Responses	Means	
Never	(1)	19	0.94%		4.19	
Almost never	(2)	57	2.83%			
Sometimes	(3)	398	19.73%			
Fairly often	(4)	592	29.35%			
Very often	(5)	951	47.15%			
Response Rate				Mean	STD	Median
2017/2438 (82.73%)				4.19	0.91	4.00

**6 - Grading and Feedback: Please indicate your level of agreement with the following statements about your instructor, Instructor(s).**

I received useful feedback from the instructor.

Response Option	Weight	Frequency	Percent	Percent Responses	Means	
Strongly disagree	(1)	41	2.00%		4.33	
Disagree	(2)	66	3.22%			
Neutral	(3)	182	8.89%			
Agree	(4)	640	31.25%			
Strongly agree	(5)	1119	54.64%			
Response Rate				Mean	STD	Median
2022/2438 (82.94%)				4.33	0.91	5.00

**6 - Grading and Feedback: Please indicate your level of agreement with the following statements about your instructor, Instructor(s).**

I received grades and feedback on assignments/tests in a timely manner (as communicated by the instructor).

Response Option	Weight	Frequency	Percent	Percent Responses	Means	
Strongly disagree	(1)	37	1.82%		4.40	
Disagree	(2)	51	2.50%			
Neutral	(3)	165	8.10%			
Agree	(4)	592	29.08%			
Strongly agree	(5)	1191	58.50%			
Response Rate				Mean	STD	Median
2010/2438 (82.44%)				4.40	0.88	5.00

**7 - Grading Policies: Please indicate your level of agreement with the following statements:**

The grading policies in this course were clear.

Response Option	Weight	Frequency	Percent	Percent Responses	Means	
Strongly disagree	(1)	23	1.14%		4.48	
Disagree	(2)	30	1.48%			
Neutral	(3)	113	5.59%			
Agree	(4)	636	31.47%			
Strongly agree	(5)	1219	60.32%			
Response Rate				Mean	STD	Median
2021/2438 (82.90%)				4.48	0.77	5.00

**Level:** Malek School of Health Professions

**Response Rate:** 2067/2438 (84.78 %)

**7 - Grading Policies: Please indicate your level of agreement with the following statements:**

The grading policies in this course were consistently following.

Response Option	Weight	Frequency	Percent	Percent Responses	Means	
Strongly disagree	(1)	19	0.95%		4.48	
Disagree	(2)	29	1.45%			
Neutral	(3)	131	6.55%	■		
Agree	(4)	615	30.77%	■		
Strongly agree	(5)	1205	60.28%	■		
				0 25 50 100	Question	
<b>Response Rate</b>				<b>Mean</b>	<b>STD</b>	<b>Median</b>
1999/2438 (81.99%)				4.48	0.76	5.00