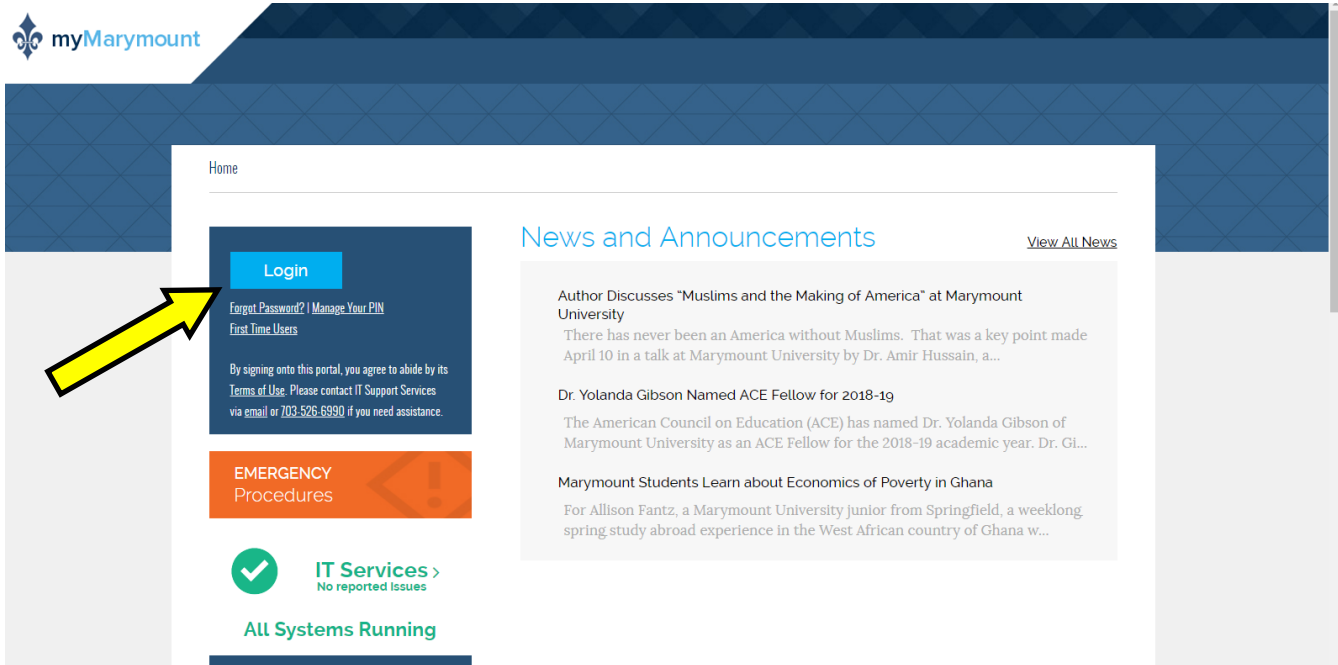


New Student Housing Application

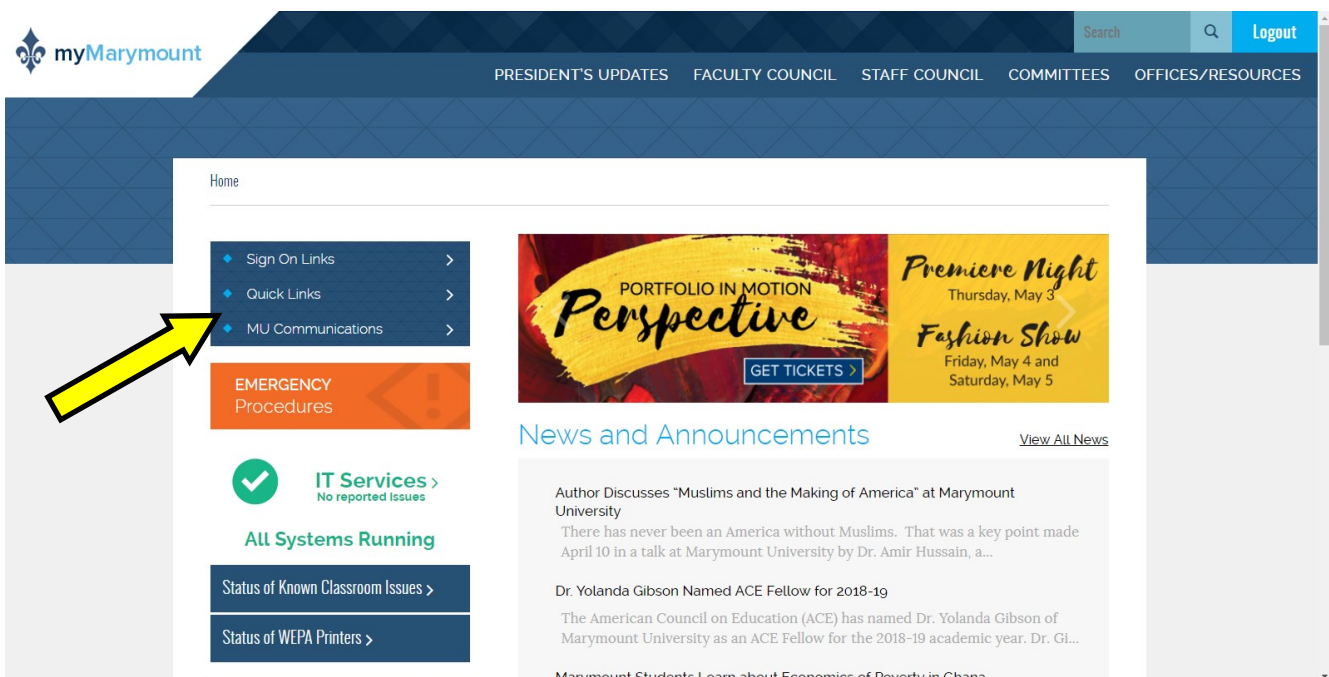
Quick User Guide

Start by going to <https://my.marymount.edu> and clicking the Login button.



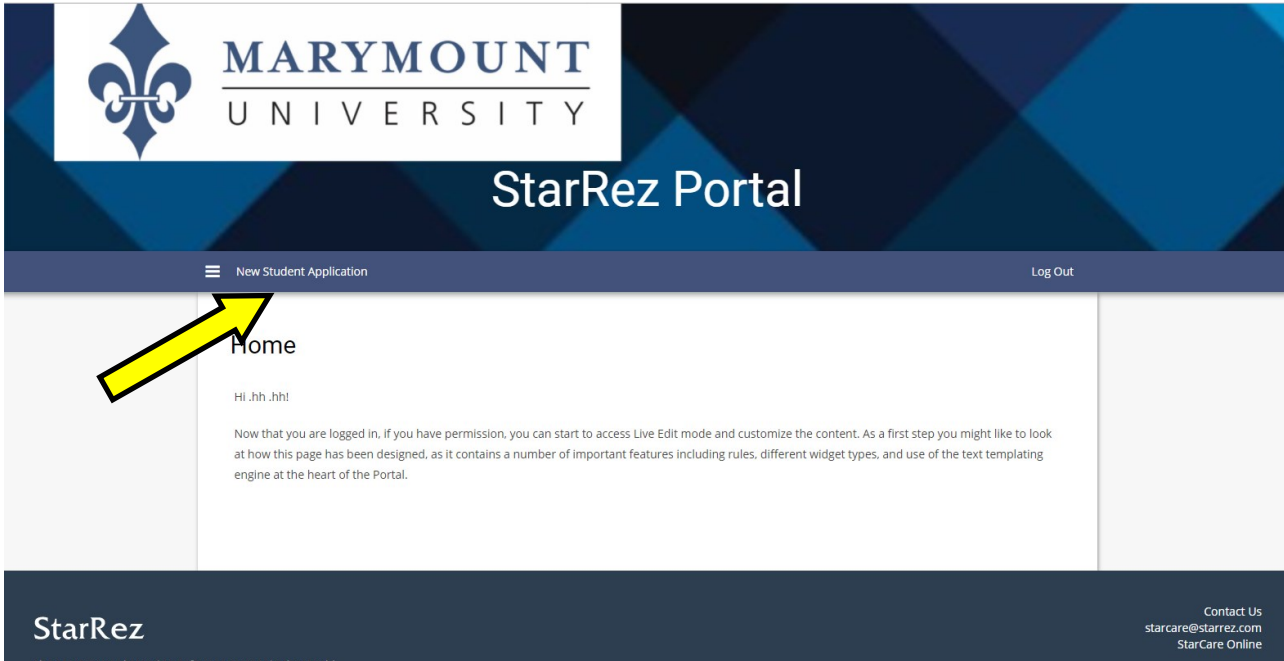
The screenshot shows the myMarymount website home page. The top navigation bar includes the myMarymount logo and a search bar. The main content area is divided into two columns. On the left, there is a 'Home' section with a 'Login' button highlighted by a yellow arrow. Below the login button are links for 'Forgot Password?', 'Manage Your PIN', and 'First Time Users'. A notice states: 'By signing onto this portal, you agree to abide by its Terms of Use. Please contact IT Support Services via email or 703-526-6990 if you need assistance.' Below this is an 'EMERGENCY Procedures' button and an 'IT Services' status indicator showing 'No reported Issues' and 'All Systems Running'. On the right, there is a 'News and Announcements' section with a 'View All News' link. The news items include: 'Author Discusses "Muslims and the Making of America" at Marymount University', 'Dr. Yolanda Gibson Named ACE Fellow for 2018-19', and 'Marymount Students Learn about Economics of Poverty in Ghana'.

Click the Sign On Links menu and then choose StarRez Portal for New Students.



The screenshot shows the myMarymount website home page with a different navigation structure. The top navigation bar includes the myMarymount logo, a search bar, and a 'Logout' button. The main content area is divided into two columns. On the left, there is a 'Home' section with a 'Sign On Links' menu highlighted by a yellow arrow. The menu items are 'Sign On Links', 'Quick Links', and 'MU Communications'. Below the menu is an 'EMERGENCY Procedures' button and an 'IT Services' status indicator showing 'No reported Issues' and 'All Systems Running'. At the bottom of the left column are links for 'Status of Known Classroom Issues' and 'Status of WEPA Printers'. On the right, there is a 'News and Announcements' section with a 'View All News' link. The news items include: 'Author Discusses "Muslims and the Making of America" at Marymount University', 'Dr. Yolanda Gibson Named ACE Fellow for 2018-19', and 'Marymount Students Learn about Economics of Poverty in Ghana'. There is also a promotional banner for 'Portfolio in Motion Perspective' featuring 'Premiere Night' on Thursday, May 3, and a 'Fashion Show' on Friday, May 4 and Saturday, May 5, with a 'GET TICKETS' button.

Arriving at the StarRez Portal page, click on New Student Application.



Welcome to the New Student Housing Application:

New Incoming Student Housing Applications open on February 25 and the priority deadline is May 15th.

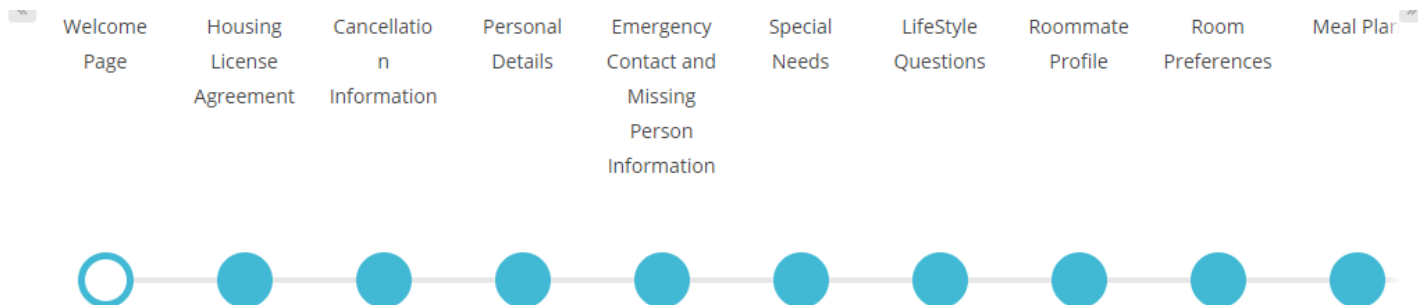
Please note that only incoming students who have paid the \$300 enrollment deposit with the Admissions office are eligible to access our online StarRez Housing Application process.

We are excited to announce that there are several great new housing options available for 2019-2020 academic year including 2 brand new living learning communities.

Please select a term below to start or continue with your application.



The Portal pages are very user friendly and you should be able to easily navigate through the application. Please be sure to thoroughly read and complete all of the information in each section before clicking “Save & Continue” at the bottom of each page. The progress bar at the top will show you the steps in the application and allow you to return to a previous step to make any changes, if necessary, prior to confirmation/submission.



Welcome Page

Housing & Meal Plan Application

Academic Year 2019-2020

Residency Requirement Students 21 and under and in their first four semesters of college are required to live on campus. Room assignment priority is given to full-time, degree-seeking students 23 years of age or younger at the time that they first become residents. Other students should consult with the Campus and Residential Services staff concerning the application process and an appeal to the age requirements.

Additional information regarding Portal pages:

Housing License Agreement:

Please read the information carefully, and make sure you click the “Signature” box before you click “Save & Continue”.

Cancellation Information:

Please read the information carefully, and make sure you click the “Signature” box before you click “Save & Continue”.

Personal Details:

This information is imported from the information in the University’s system provided during the application process. You will not be able to edit your information from the Portal. Information on changing this information through Marynet is provided on the page.

Additional information regarding Portal pages:

Emergency Contact and Missing Person Information:

This information is imported from the information in the University's system. You will not be able to edit your information from the Portal. Information on changing this information through Marynet is provided on the page.

Special Needs:

The Office of Campus and Residential Services recommends that anyone with a disability register with Student Access Services, including those who are in need of medical accommodation under the Americans with Disabilities Act (ADA). Residence Hall accommodations are made based on the recommendation of Student Access Services. Information on requesting accommodations through Student Access Services is provided on the Portal page.

Dietary notes can be included on the Portal page. Marymount cares about the dietary needs of our students. The following information will be shared to Sodexo, our dining vendor, in order for the chef to determine if special meal accommodations need to be arranged.

Lifestyle Questions

Lifestyle questions are used to assist students in matching with a roommate. Please answer all questions being as open and honest as possible to ensure that the best match can be obtained.

Roommate Profile

You can include a little bit of information about yourself that you'd like to share when you are looking for roommates. Others will be able to see this information and you'll be able to read any information other potential roommates have shared. You must click the check box to be included in the roommate matching process to see other potential roommates and for other students to be able to see you.

Additional information regarding Portal pages:

Roommates Only

- Beginning on April 22nd, you will be able to search for a specific roommate using their name and/or email.
- You may browse students based on the details collected through their application lifestyle questions.
- You can have StarRez suggest roommates based upon how your lifestyle question responses match.
- You can message other students through the portal and send a roommate request to another student. Since our rooms are double capacity, you can only send one roommate request to one other student.
- Once you request another student as a roommate, the requested student must log in and accept the request. Once they accept the request, they will be shown as part of a roommate pair.
- Students may decline a roommate request or request to leave a roommate pair. If a request is declined or a student leaves a roommate pair, another request can be sent to a different student.
- Students can come back to the portal at any time to continue to search for roommates if they are not currently in a roommate pair

Living Learning Communities

Living Learning Communities (LLCs) are specialized living environments that connect students inside- and outside-the-classroom experiences. Each LLC is unique, but all are centered on a distinctive theme or academic interest area.

Marymount University Global Thinkers

The MUGT community is a residential community for both U.S. and International students. This community is geared towards diversifying a student's global competence and enhancing mutual respects and understanding among students of different backgrounds. Members are engaged in a number of cross-cultural programs and experiences to enhance their sensitivity to diversity and to promote social justice across the borders. Students must be open for interaction with other students with respect to their backgrounds and beliefs and to sharing their own heritage with their peers. Additionally, it is expected that students will participate in at least two community events a semester and be actively engaged in the community. This community is open to men and women.

Honors Living Learning Community

Requirements: must be a honors student.

The Marymount University Honors residential learning community focuses on cultivating students' research, communication, and critical thinking skills. Students will have access to a dedicated honors lounge in Ostapenko Hall, in addition to the Honors Lounge in Gerard Hall, where they will have the resources to succeed in this rigorous academic environment such as seminars and direct faculty engagement. This diverse living learning environment allows scholars to live with mixed class years and be mentored by upper-class students. Out-of-class activities with faculty from the Honors program, access to study partners and group project members, and social activities will be designed by a LLC planning committee. This community is open to men and women. To learn more about the Honors Program click [HERE](#).

Criminal Justice Living Learning Community

Requirements: must be a criminal justice major

The Criminal Justice Living Learning community is designed to provide students the opportunity to engage with fellow students and faculty on greater level, by taking at a common course together and living on the same community. Out-of-class activities with faculty from the Criminal Justice department, access to study partners and group project members, and social activities will be designed by a LLC planning committee. Criminal Justice Living-Learning Students will have an increased level of involvement with the Criminal Justice department to provide access to greater levels of academic and peer support. This community is open to men and women.

Additional information regarding Portal pages:

Room Preference:

Students can indicate three preferred room locations and types. Please understand that these are preferences and does not guarantee that you will be placed in your top preference.

Meal Plan:

You will be able to choose your meal plan. New students are able to choose from the Unlimited plan or the 19 meals/week plan.

Assignment Process:

Information about the assignment process and housing facilities is provided. Check out additional information about our housing facilities and rooms on our webpage.

Confirmation:

You will be able to see your information from your application. When you click the button at the bottom of the page, you are complete.